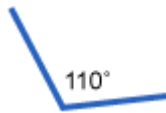
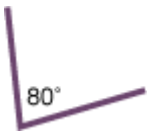
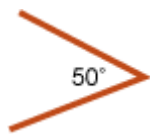
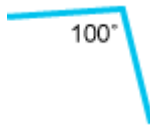
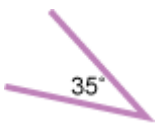
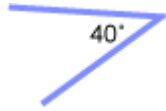


COMBINING ANGLES

Cut out these twelve angles and rearrange them to make diagrams matching the five descriptions on page 2. When you are sure you have them in *all* the correct places, paste them onto the sheet.



COMBINING ANGLES TO MATCH A DESCRIPTION

Diagram	Description
	Four angles forming a complete revolution (adding to 360°).
	Two angles forming a straight angles (adding to 180°). These angles are called adjacent supplementary angles.
	Two angles forming a right angle (adding to 90°). These angles are called adjacent complementary angles.
	A pair of vertically opposite angles.
	A pair of adjacent angles.